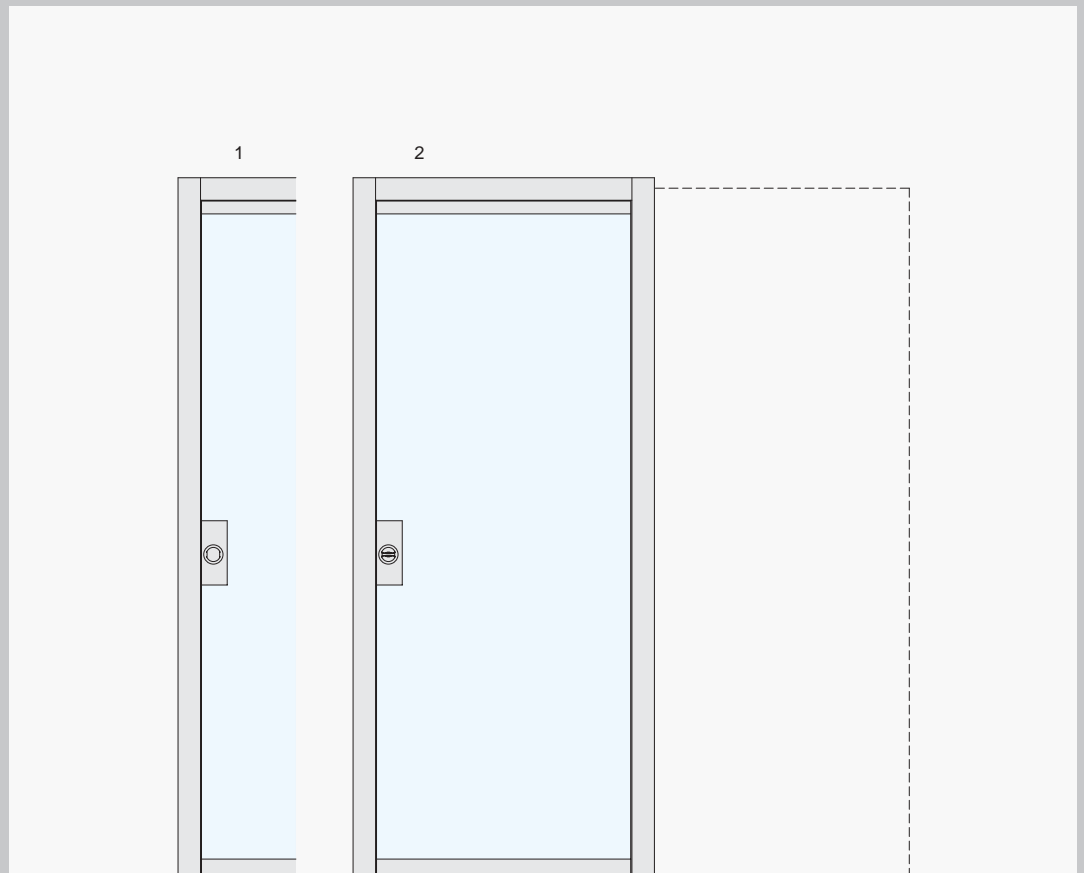


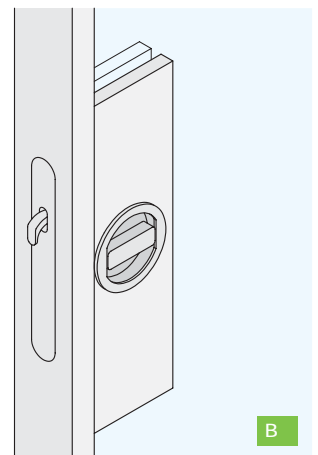
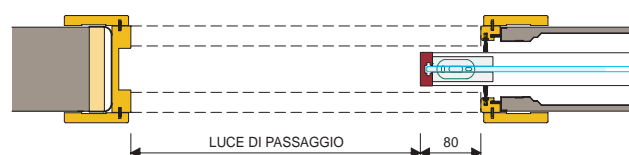
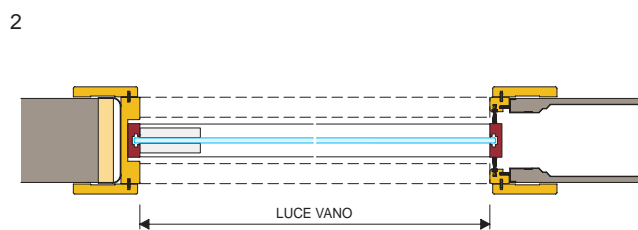
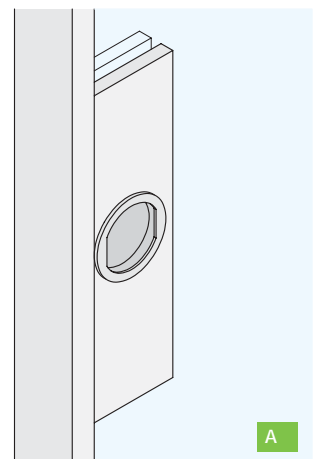
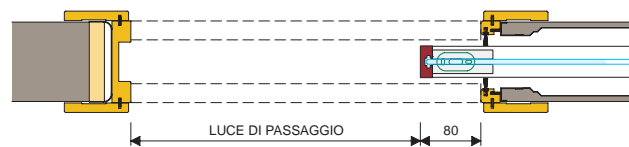
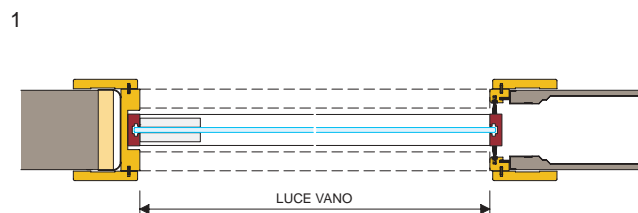
Il sistema nella sua composizione standard è composto da un pannello scorrevole in alluminio da uno stipite non telescopico con coprifili (in MDF laccati o rivestiti) dalla specifica ferramenta (sistema di aggancio anta superiore, perno a pavimento). Per l'aggancio dell'anta al binario di scorrimento viene utilizzato il carrello in dotazione alla cassa metallica.

The system in its standard composition consists of a sliding panel in aluminium, and a non-telescopic door post and finishing lists (in lacquered or covered MDF) and specific hardware (an upper door fitting system, floor dowel). To fit the door to the sliding rail, the metal box carriage is used.



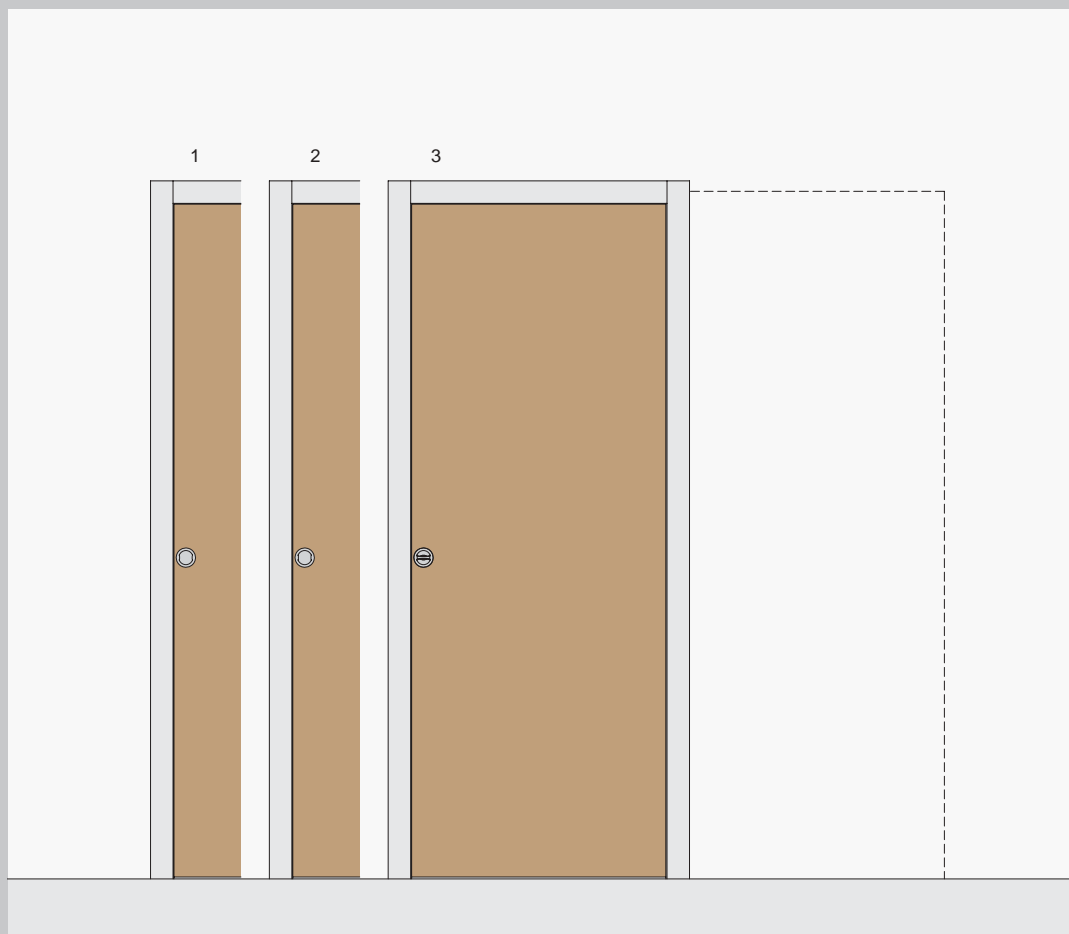
A Maniglia ad incasso senza serratura gancio.
Small built-in handle with no fitting lock.

B Maniglia con serratura gancio.
Small built-in handle with fitting lock.



Il sistema nella sua composizione standard è composto da un pannello scorrevole pieno tamburato da uno stipite non telescopico con coprifili (in MDF laccati o rivestiti) dalla specifica ferramenta (sistema di aggancio anta superiore, perno a pavimento). Per l'aggancio dell'anta al binario di scorrimento viene utilizzato il carrello in dotazione alla cassa metallica.

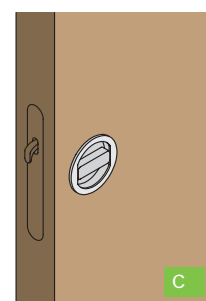
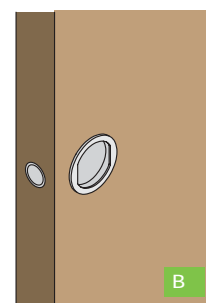
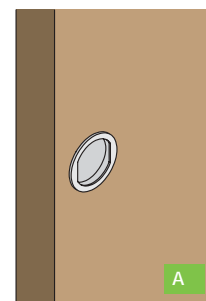
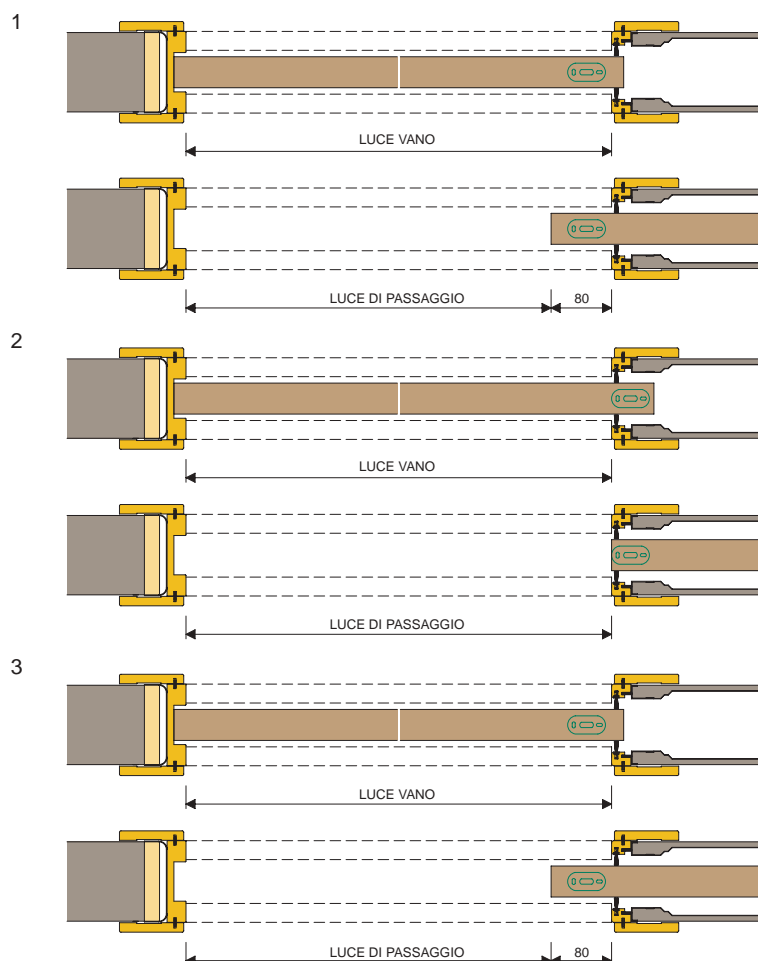
The system in its standard composition consists of a sliding hollow core panel and a non-telescopic door post and finishing lists (in lacquered or covered MDF) and specific hardware (an upper door fitting system, floor dowel, sliding system). To fit the door to the sliding rail, the metal box carriage is used.



A Maniglia ad incasso senza serratura gancio.
Small built-in handle with no fitting lock.

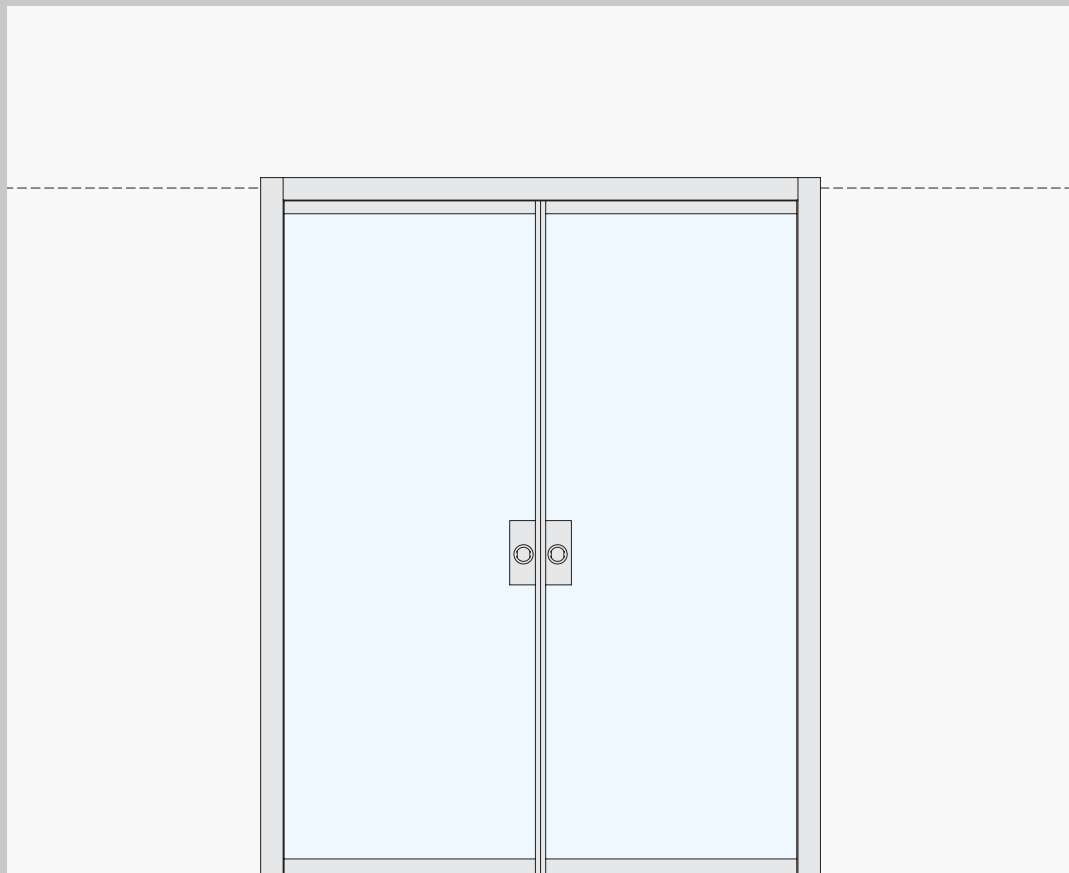
B Maniglia ad incasso senza serratura gancio con estrattore sul profilo dell'anta.
Small built-in handle with no fitting lock with an extractor on the door profile.

C Maniglia con serratura gancio.
Small built-in handle with fitting lock.



Il sistema nella sua composizione standard è composto da due pannelli scorrevoli (in alluminio o pieni tamburati), da stipiti non telescopico con coprifili (in MDF laccati o rivestiti) dalla specifica ferramenta (sistema di agganci ante superiori, perni a pavimento). Per gli agganci delle ante al binario di scorrimento vengono utilizzati i carrelli in dotazione alla cassa metallica.

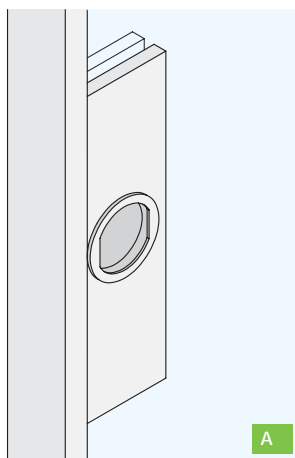
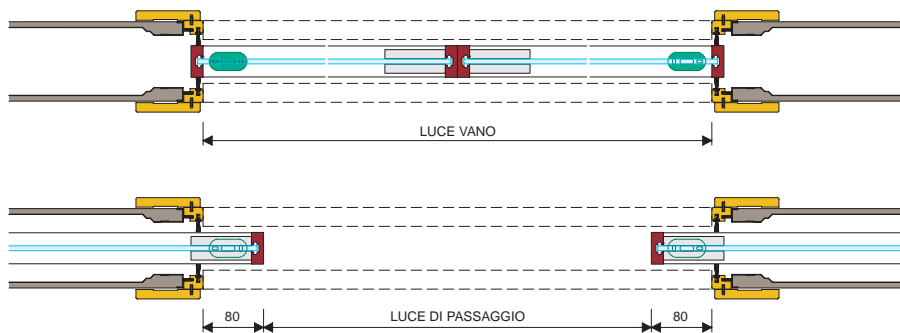
The system in its standard composition consists of two sliding panels (in aluminium or hollow core panels), non telescopic door posts and finishing lists (in lacquered or coated MDF) as well as specific hardware (upper door fitting system, floor dowels). To fit the doors to the sliding rail, the metal box fitted carriage is used.



A causa della particolare conformazione tecnica in caso di anta doppia scorrevole interno muro è importante comunicarci la ditta produttrice della cassa stessa.

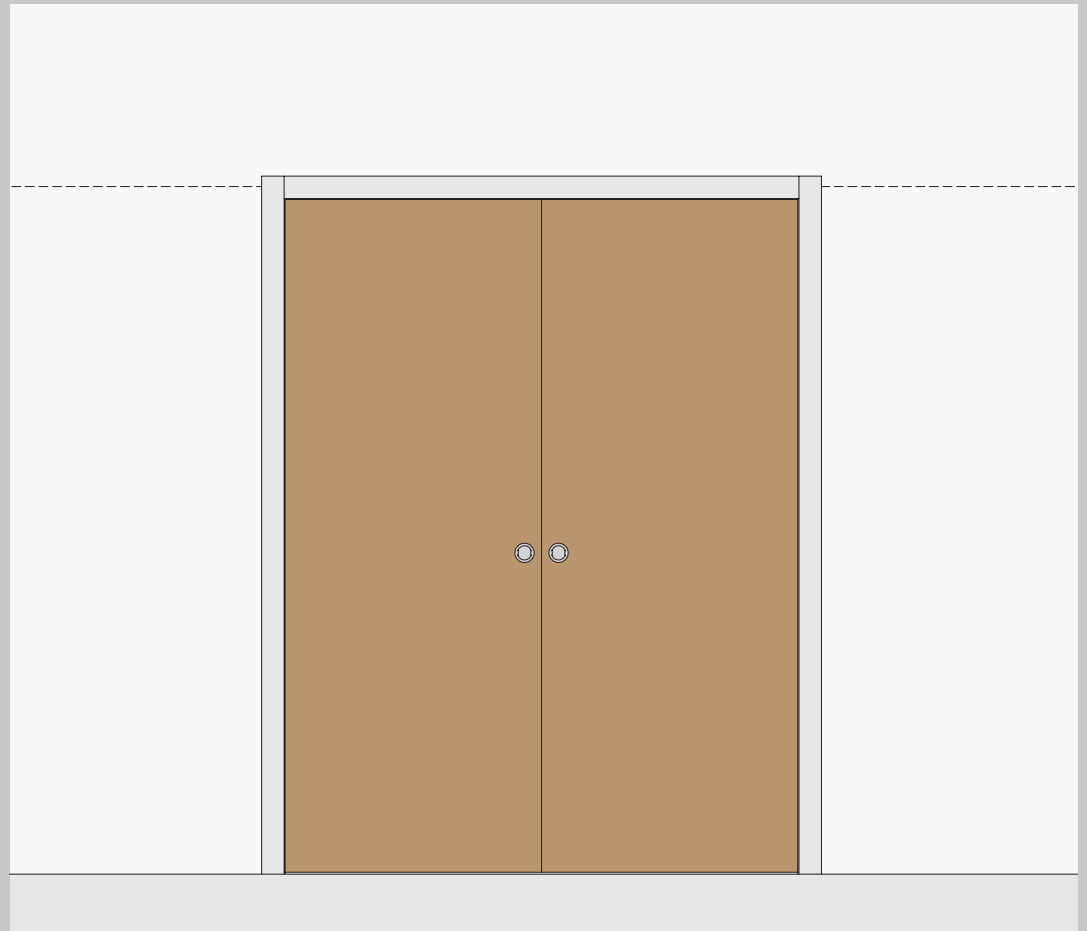
Because of the special technical features of the double sliding door inside the wall, it is important to be informed about the manufacturing company of the metal box itself.

- A** Maniglia ad incasso senza serratura gancio.
Small built-in handle with no fitting lock.



Il sistema nella sua composizione standard è composto da due pannelli scorrevoli pieni tamburati, da stipiti non telescopico con coprifili (in MDF laccati o rivestiti) dalla specifica ferramenta (sistema di agganci ante superiori, perni a pavimento). Per gli agganci delle ante al binario di scorrimento vengono utilizzati i carrelli in dotazione alla cassa metallica.

The system in its standard composition consists of two sliding hollow core panels, non telescopic door posts and finishing lists (in lacquered or coated MDF) as well as specific hardware (upper door fitting system, floor dowels). To fit the doors to the sliding rail, the metal box fitted carriage is used.


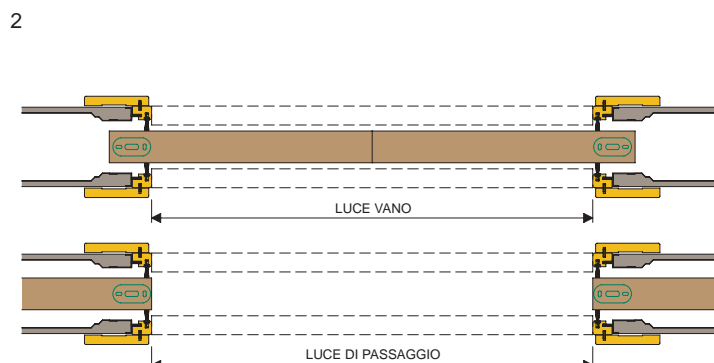

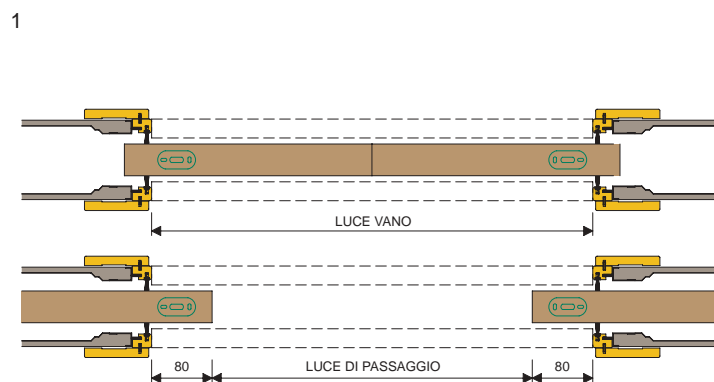


A causa della particolare conformazione tecnica in caso di anta doppia scorrevole interno muro complanare è importante comunicarci la ditta produttrice della cassa stessa.

Because of the special technical features of the double sliding door inside the wall, it is important to be informed about the manufacturing company of the metal box itself.

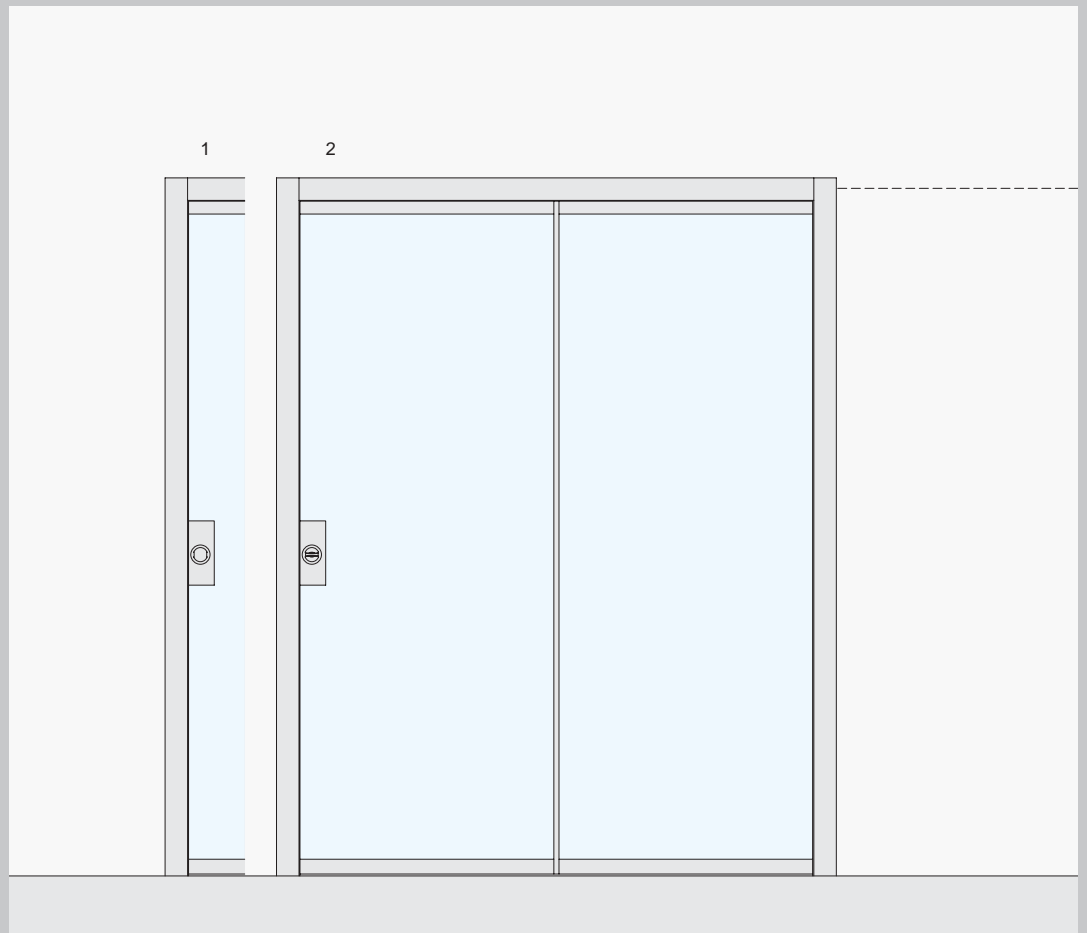
A Maniglia ad incasso senza serratura gancio.
Small built-in handle with no fitting lock.

B Maniglia ad incasso senza serratura gancio con estrattore sul profilo dell'anta.
Small built-in handle with no fitting lock with an extractor on the door profile.



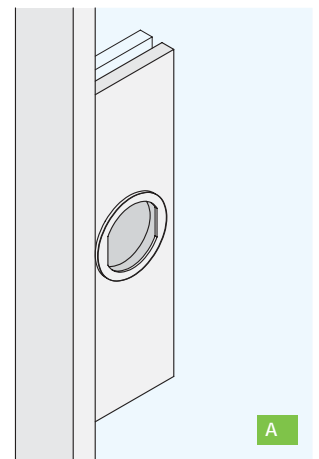
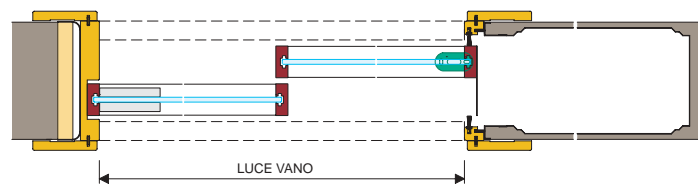
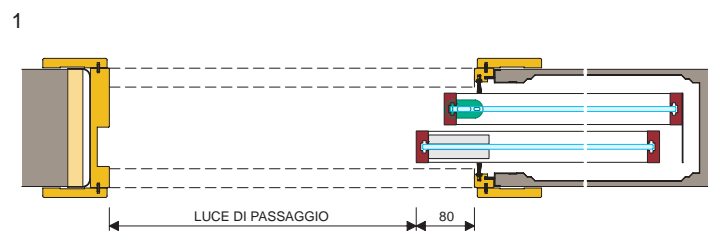
Il sistema nella sua composizione standard è composto da due pannelli scorrevoli in alluminio, da stipiti non telescopico con coprifili (in MDF laccati o rivestiti) dalla specifica ferramenta (sistema di agganci ante superiori, perni a pavimento). Per gli agganci delle ante al binario di scorrimento vengono utilizzati i carrelli in dotazione alla cassa metallica.

The system in its standard composition consists of two sliding panels in aluminium, non telescopic door posts and finishing lists (in lacquered or coated MDF) as well as specific hardware (upper door fitting system, floor dowels). To fit the doors to the sliding rail, the metal box fitted carriage is used.

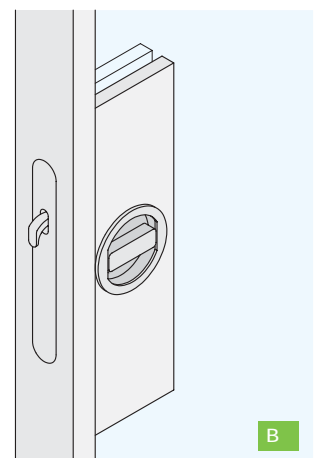
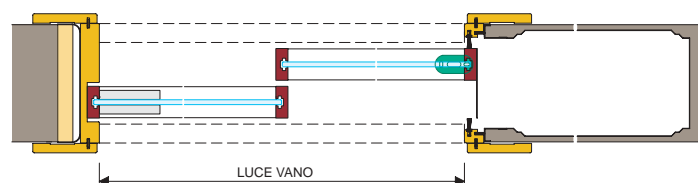
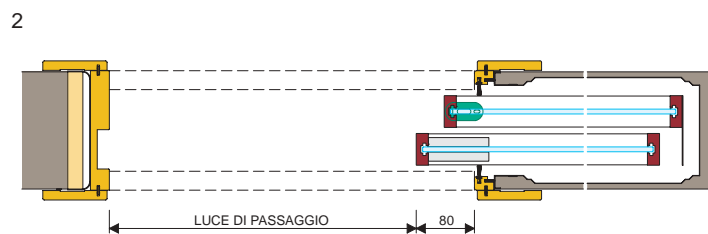


A Maniglia ad incasso senza serratura gancio.
Small built-in handle with no fitting lock.

B Maniglia ad incasso con serratura gancio.
Small built-in handle with fitting lock.



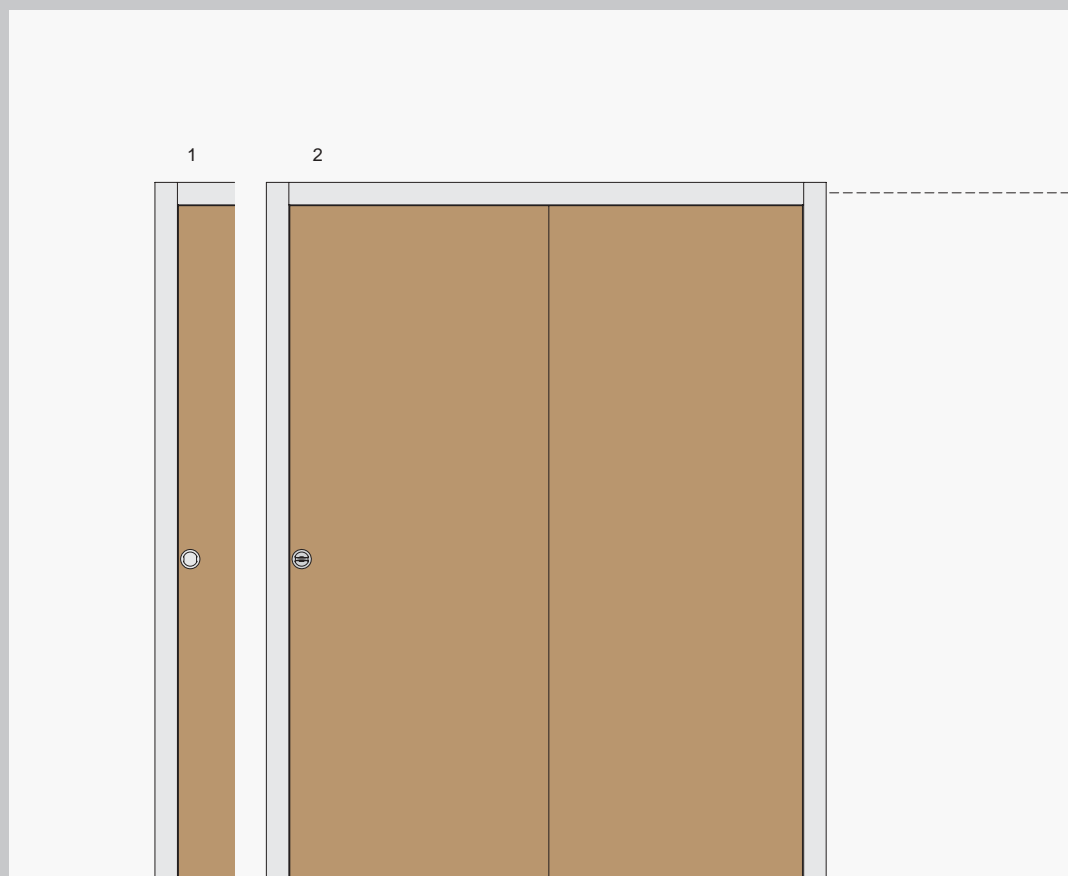
A



B

Il sistema nella sua composizione standard è composto da due pannelli scorrevoli pieni tamburati, da stipiti non telescopico con coprifili (in MDF laccati o rivestiti) dalla specifica ferramenta (sistema di agganci ante superiori, perni a pavimento). Per gli agganci delle ante al binario di scorrimento vengono utilizzati i carrelli in dotazione alla cassa metallica.

The system in its standard composition consists of two sliding hollow core panels), non telescopic door posts and finishing lists (in lacquered or coated MDF) as well as specific hardware (upper door fitting system, floor dowels). To fit the doors to the sliding rail, the metal box fitted carriage is used.



A Maniglia ad incasso senza serratura gancio.
Small built-in handle with no fitting lock.

B Maniglia ad incasso con serratura gancio.
Small built-in handle with fitting lock.

